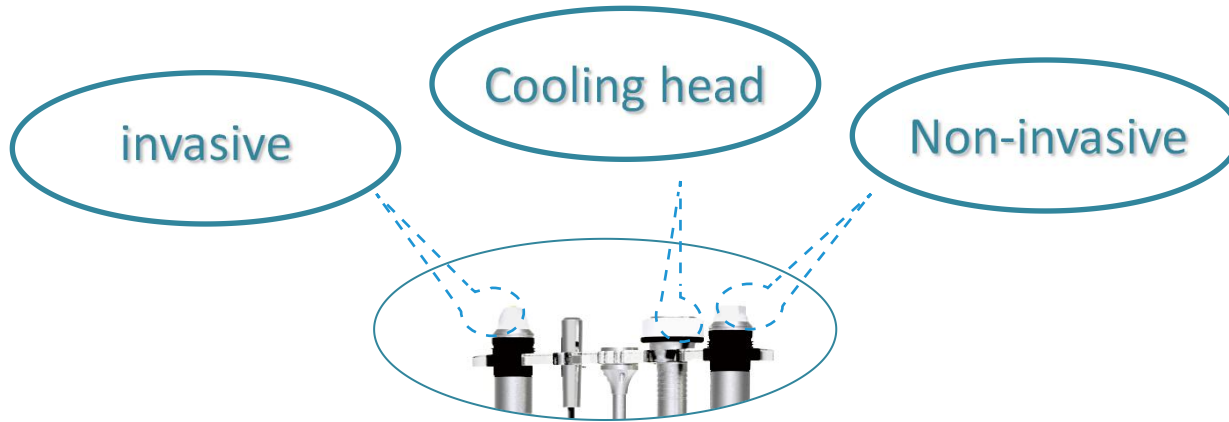





PINEXL
Micro Needle RF & Fractional RF

Pinxel RF model is specially designed to deliver RF energy directly to the epidermis or dermis skin layer. It stimulates and re-models collagen effectively by either **RF micro-needling mode (invasive)** or **RF matrix mode (non-invasive)**. This machine can be used for both epidermal and dermal applications in one platform, without changing the operating environment.




Invasive and non-invasive



Easy-touch Screen

Negative Polar



Cooling head



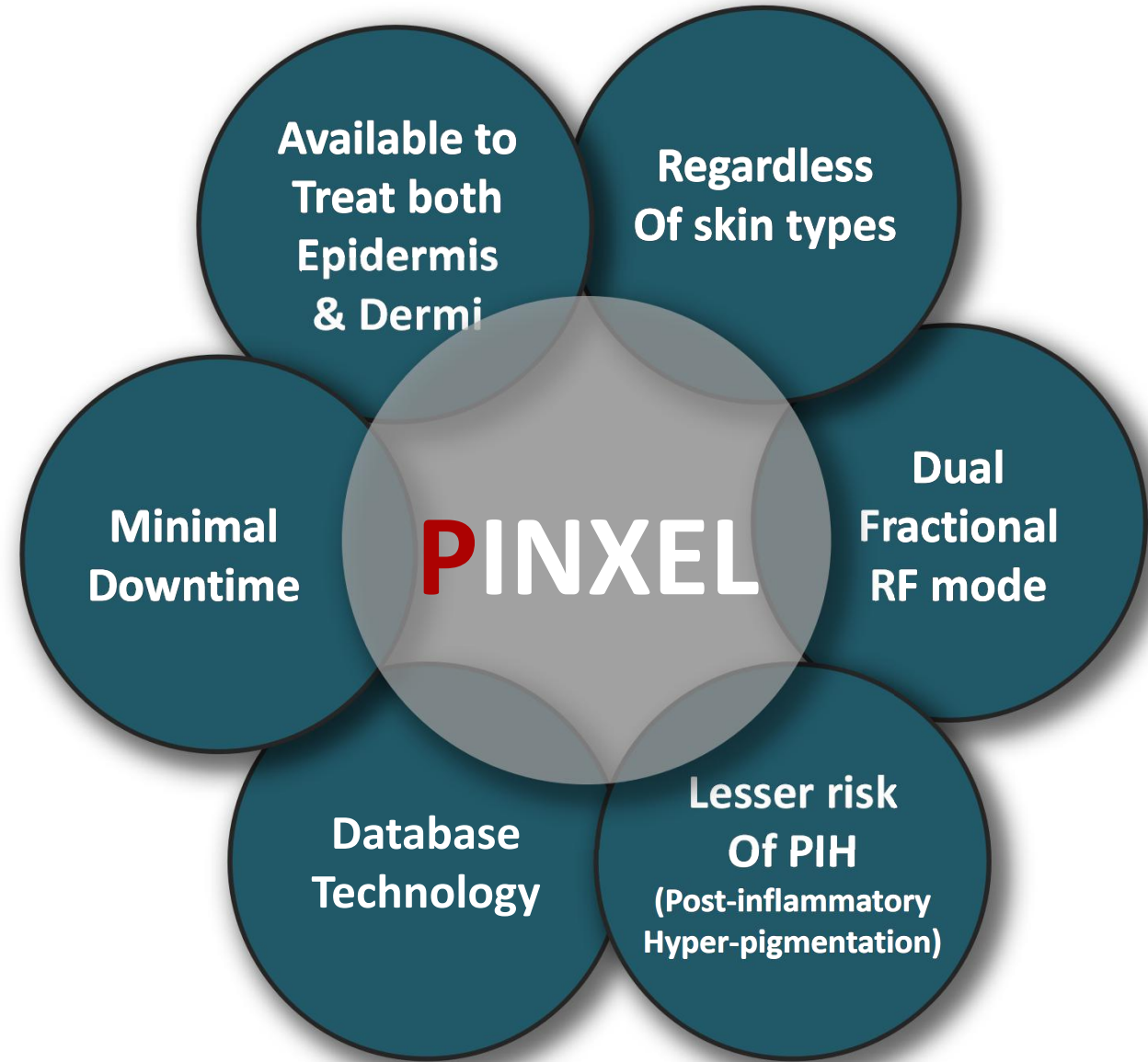
Foot Switch



Three Tips

Fractional RF
Micro-Needle
Treatment area :
Middle & Lower Dermis

Fractional RF
Sub-lative
Rejuvenation
Treatment area :
Epidermis &
Superficial Dermis



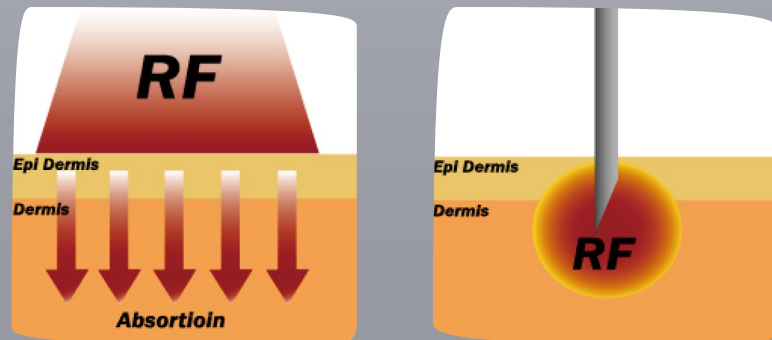
Specification of Pinxel

Specifications	
System Type	Mono & Bipolar RF
	Bipolar RF
Frequency	2MHz
Total RF Treatment Level	Up to Level 10
Dual Operation Mode	Fractional RF Micro-needle
	Fractional RF Sub-lative
Max Energy	50W
Disposable Tip	Micro-electrode needle
	Micro- electrode tip
Depth of Needle	0.5 - 3 mm (Adjustable)
Cooling head	-10°C
Display	10.4 inch LCD
Switch	Foot Switch
Dimension(mm)	280mm(W) x 505mm(L) x 1100mm(H)
Weight	20kg
Electrical Requirements	AC/100-240 V, 50-60 Hz

RF versus Laser

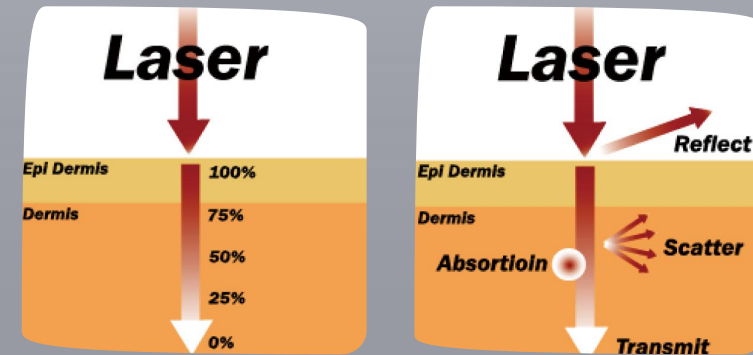
Radio Frequency

- All skin types
- Easily penetrates target area
- Less side-effect risk
- Easily controlled depth
- Energy directly to target area with no energy loss

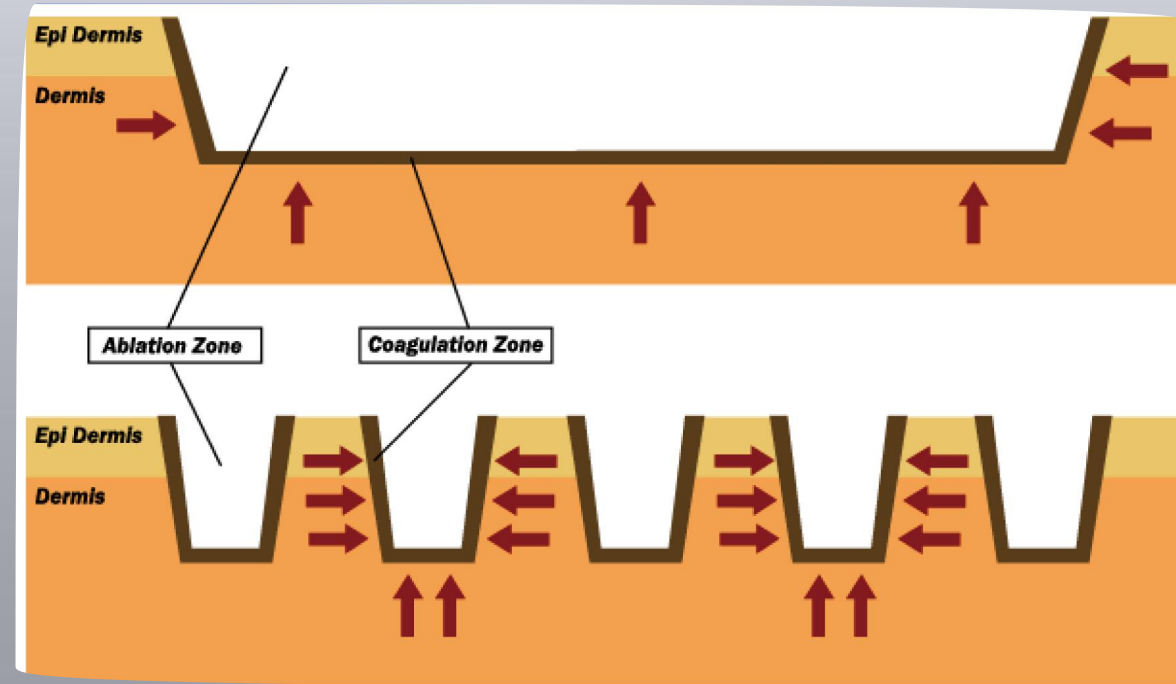


Laser

- Selective laser absorption
- Penetrations vary per absorption rate for water, hemoglobin, melanin etc
- Depth control difficult
- Energy delivery to target area varies depending on many parameterse



Advantage of RF fractional

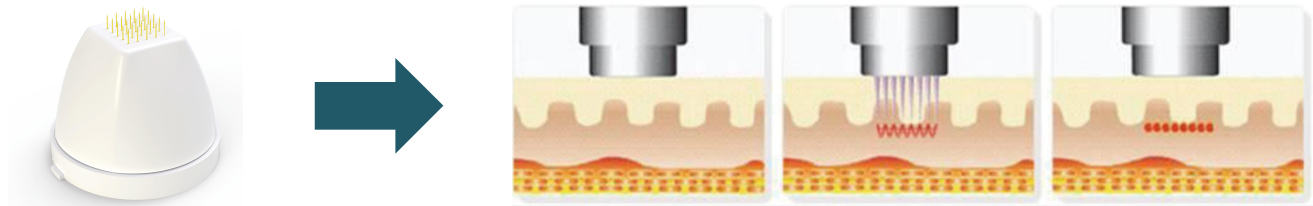


Fractional technology results in quick wound healing reaction from surrounding, undamaged tissue.

PINXEL

Fractional RF Micro needle

- For invasive treatments.
- Effective, direct thermal stimulation to remodel collagen with less epidermis damage.
- Effective, direct thermal stimulation to remodel collagen with less epidermis damage.




Micro
Needle
(Direct energy
delivery)

Radio
Frequency
(Thermal
Damage)

Satisfactory
Results

PINXEL

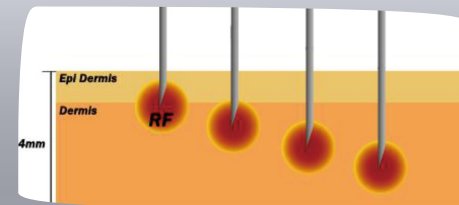
Fractional RF Micro needle



- Micro Needle RF penetrates target area from epidermis to dermis without energy loss; stimulates and efficiently remodels disordered collagen.
- Step-motor driven mechanism enables precise, accurate penetration depth control.

Needle Depth

Precision needle depth penetration adjustment between 0.5mm and 3.0mm, by 0.1 mm increments.



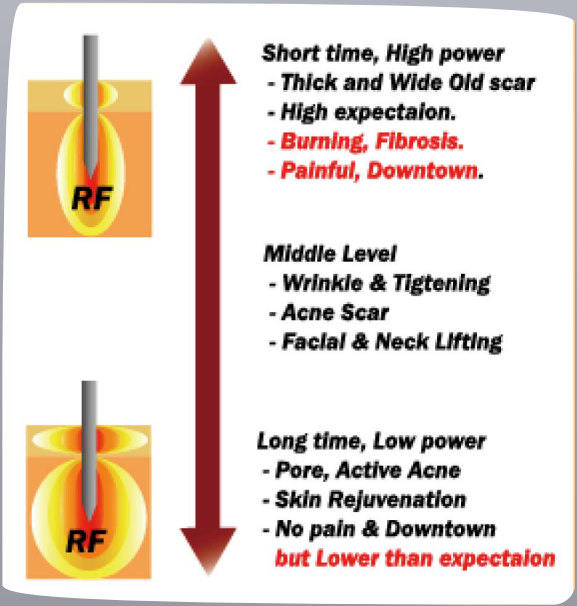
PINXEL

Fractional RF Micro needle


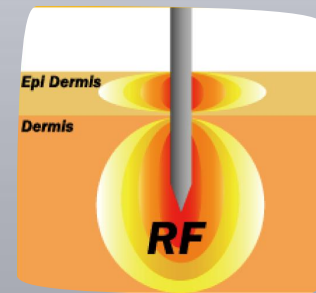


Duration time & energy

Pinxel creates various energy fields, as per application. Emissions 0.1 sec to 0.9 seconds; intensity level range 1 to 10.


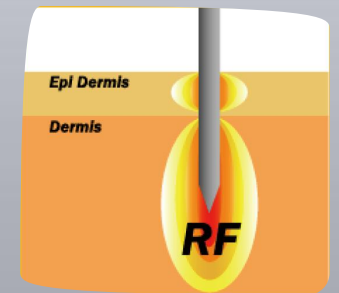


Power 1.6
(0.8 sec X Intensity 2)



Long time and
Low Intensity

Power 1.6
(0.2 sec X Intensity 8)



Short time and
High Intensity

PINXEL

Fractional RF

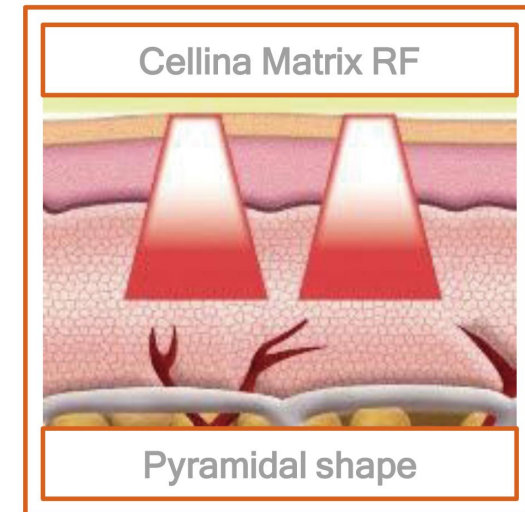
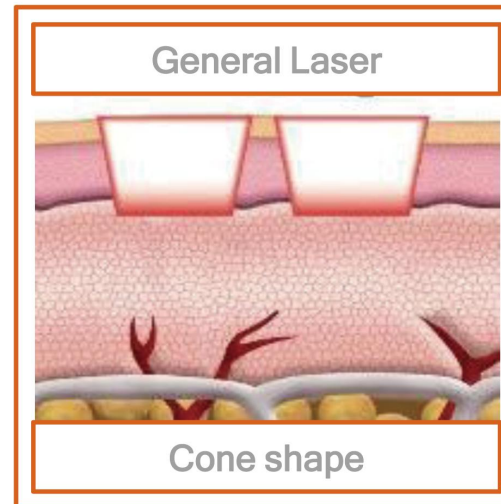
- Fractional RF delivers thermal energy to the treatment area more safely and effectively, allowing treatment regardless of skin type. The laser energy is mostly absorbed by melanin, especially in darker skin which contains a higher melanin content.
- Laser resurfacing can be damaging to the epidermal level, making dark skin laser treatment particularly risky. RF however avoids melanin targeting since it no longer depends on a light & laser energy to heat the skin, making Fractional skin rejuvenation a safe treatment method.



Non-invasive Fractional RF provides significant lifting effects.

Fractional RF

- Laser energy penetration is weakened by any absorption of water, hemoglobin, melanin, etc. but RF energy penetrates the target area without absorption.
- Energy pores on surface of skin are closely connected with period, so smaller pores equals a shorter recovery time.





Tips

PINXEL

RF Needle Tip

No burn or side effect risk.

Better energy delivery results.

Easily controlled depth penetration.

Acne Scar, Large pore, Wrinkle, Skin tone, Skin Elasticity / Volume.

Fractional RF Tip


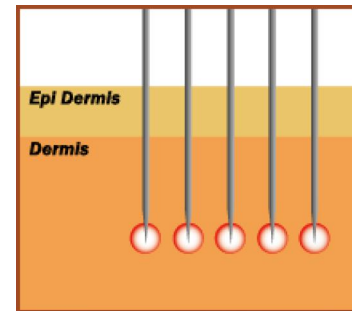
Less pain, shorter recovery time.

No risk to sensitive skin.

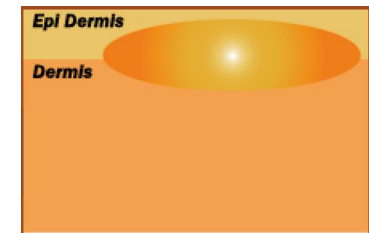
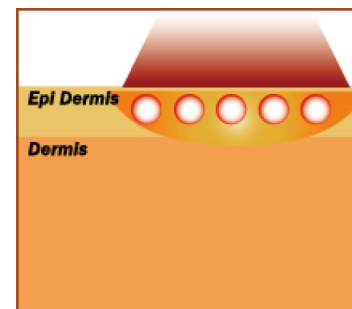
Deep heat for immediate effects.

Skin texture, Large pore, Fine Wrinkle, Lifting, Skin Tightening.

RF Needle Tip



Fractional RF Tip



Specification of Pinxel Tips

Micro Needle RF		Matrix RF	
Energy source	RF(Radio Frequency)	Laser Type	RF(Radio Frequency)
RF Output	Max. 30 W	RF Output	Max. 50 W
RF Electrode	Bipolar / Monopolar	RF Electrode	Bipolar
Spot size	12 x 12mm(25pin) 20 x 20mm(49pin)	Spot size	12 x 12mm(64pin)
Repetition Rate	0.5-3.0sec. & manual		
Penetration depth	0.5 — 3.0mm	Penetration depth	—
Duration Time (Emission)	0.1— 0.9sec	Duration Time (Emission)	0.1— 0.9sec

PINXEL

Micro Needle RF & Fractional RF



THANKS

Welcome to consult more!

www.beautycliniclaser.com

Address: 2nd floor, Building No.7, Maohuagongchang, Nancaizhen, Shunyi District,

Email: emma@sanhebeauty.net